

Dear Family:

This is a wonderful year of learning for your child. The help and support you have given are making a big difference.

We shall continue to work with short vowel words, however, we are now ready to add **consonant blends**.

A blend is two consonants together that each make a sound, as in the word "**stop**" - the /s/ and the /t/ each make a sound.

A blend is different from a digraph which has two letters but only one sound, such as in the word "**shop**" - the /sh/ makes only one sound.

Blends can come at the beginning of a word, such as "**stop**", or at the end of a word, like "**pest**".

Remember, in a blend each sound will get a separate tap.

Here we go!

Sincerely,





## Homework Guide

Review **consonant blends** with your child during the next 3 weeks.

### Follow These 4 Steps:

1. Dictate the word and have your child echo the word.
2. Have your child tap out the sounds. This is extremely important. Each sound must be tapped on a

different finger. The word **"stop"** will have four taps. Do not tap trick words.

3. Have your child tell you the letters that go with those sounds.
4. Have your child write the letters. Remember, it is helpful if you say the letters as your child writes.

### WEEK 1

Dictate the words and sentence to your child following the 4 steps listed above.

On Monday Dictate	<b>Review Words</b> →	sock	jam	which
On Tuesday Dictate	<b>Current Words</b> →	flip	camp	test
On Wednesday Dictate	<b>Trick Words</b> →	some	could	want
On Thursday Dictate	<b>Sentence</b> →	Did Beth step on that frog?		

### WEEK 2

Dictate the words and sentence to your child following the 4 steps listed above.

On Monday Dictate	<b>Review Words</b> →	pack	wings	dabs
On Tuesday Dictate	<b>Current Words</b> →	block	squish	ranch
On Wednesday Dictate	<b>Trick Words</b> →	say	do	first
On Thursday Dictate	<b>Sentence</b> →	This clock is the best gift!		

### WEEK 3

Dictate the words and sentence to your child following the 4 steps listed above.

On Monday Dictate	<b>Review Words</b> →	much	hall	dunk
On Tuesday Dictate	<b>Current Words</b> →	clams	vests	shrubs
On Wednesday Dictate	<b>Trick Words</b> →	any	my	now
On Thursday Dictate	<b>Sentence</b> →	Bill must dump the trash.		



## Do the “Match Blend Search” Activity

Have your child match a **word beginning** with a **word ending** to make a word. Have him or her write all the words on a separate sheet of paper and then read the words.

### Word Beginnings

br

sk

sm

sn

sp

### Word Endings

it

all

ip

ap

ing

WEEK 1

some

could

want

WEEK 2

say

do

first

WEEK 3

any
























































my

now

- **Cut words into flashcards. 1.** Each night, help your child **read** all Trick Words from previous units, as well as these.  
**2.** Have your child **trace** each new Trick Word with his or her finger and **spell** it aloud; and **3.** Cover up the trick word and have your child write it with his or her finger on the table while naming each letter.

# Writing Grid for Word and Sentence Homework

UNIT  
8

	_____	
	-----	
	_____	
	_____	
	_____	
	-----	
	_____	
	_____	
	_____	
	-----	
	_____	
	_____	
	_____	
	-----	
	_____	
	_____	
	_____	
	-----	
	_____	
	_____	
	_____	
	-----	
	_____	
	_____	
	_____	
	-----	
	_____	
	_____	